

SANSKAR PUBLIC SCHOOL, RAIGARH

Identity Through Education

KABIR CHOWK, ODISHA ROAD, RAIGARH (C.G.)

SUMMER ASSIGNMENT

2024-25

CLASS - I

*Keep your child's brain active over break
without let them knowing they are doing
'Homework'*

NAME - _____



Dear Parents,

We wish you and your child a very happy summer holiday. It's time to enjoy and create a bond with family, friends and relatives. To utilize this time in the most constructive way we have prepared Holiday Homework for the students on the principle of "learning by doing" for his/her holistic development.

Kindly ensure that the holiday homework is completed by the students under the guidance of the parents.

WE AIM AT ALL ROUND DEVELOPMENT OF OUR STUDENTS



- ❖ **Physical Development-** Encourage your child to go for a walk outside & play outdoor games.
- ❖ **Language Development-** Encourage your child to converse in English.
- ❖ **Social Emotional & Personal** -Spend time with your child and share feelings.
- ❖ **Cognitive-**Motivate your child to read, write and learn with fun based activity.
- ❖ **Sensory & Motor** -Encourage your child to indulge in art and craft to enhance creativity skills.



GENERAL INSTRUCTIONS TO BE FOLLOWED WHILE DOING SUMMER ASSIGNMENT

- ✚ Take a printout of the holiday homework and do the work as instructed.
- ✚ Assignment should be done as per the instructions given on A-4 sheets or chart.
- ✚ Submit your assignment in a single stick file. It should be labelled properly indicating clearly the name, class and subject.
- ✚ The child will be assessed for the neat handwriting, presentation, creativity and submission of the work on time.
- ✚ MARKS WILL BE INCLUDED IN SCORECARD.
- ✚ Parents must make their ward revise the syllabus taught in the month of April.
- ✚ Parents can be facilitator at home but the work should be done independently by the child in his/her own handwriting.

Thank You

**hAPPY
SUMMER
hOLIDAYS**



Life Skills



1. Help your parents in household work.
2. Manage your time.
3. Help needy people.
4. Practice English communication.
5. Do your own work.
6. Drink plenty of water and eat healthy food.
7. Save water, electricity and food.
8. Keep yourself clean.
9. Keep your things properly.
10. Do yoga, exercise or meditation daily.



ENGLISH



Reading:

Read the below given chapter and underline the new words in book.

- Unit - II - Food and Shelter
Ch-2 Ben the Bear

Listening:

- Ask any of your family member to narrate a moral story.

Speaking:

- Prepare few lines to speak on the topic "My family".(Subject Enrichment Task)

Writing:

- Write five sentences on your Favourite Fruit in your English Grammar notebook.
- Complete the Page no -13 from your English Grammar Book.

Cursive Writing:

- Write one proverb/thought of the day daily in your English Grammar Notebook.
For example -

The early bird gets the worm.



ACTIVITY: 1

(Take out print out and complete the worksheet)

A DOG

This is a dog. Its name is puppy. It is brown and white. It lives in kennel. It eats meat. It has a tail. It gaurds our house.



Choose the correct option

Dog has a_____.

(a) eye

(b) tail

Dog lives in_____.

(a) kennel


(b) house

Dog eats _____.

(a) meat



(b) insects

A B C D E F



Fill in the missing vowels.


_nt 	_rm 	b_g 	b_s 
c_r 	c_t 	c_w 	d_g 
_gg 	f_n 	f_n 	f_x 
h_t 	h_n 	h_t 	j_t 
j_g 	l_g 	l_g 	m_n 
m_p 	n_t 	n_t 	p_n 
p_n 	p_g 	r_t 	r_d 
s_n 	t_p 	t_n 	v_n 
v_t 	w_b 	w_g 	y_k 



ACTIVITY: 3

(Take out print out and complete the worksheet)


Unscramble the words:




I B
R D

□ □ □ □

O G
D




□ □ □




□ □ □ □

T C A



□ □ □

F S H I




R G
F O

□ □ □ □

T T L
U E R




□ □ □ □ □ □



T B I
R A B

□ □ □ □ □ □

P T R
O A R



□ □ □ □ □ □

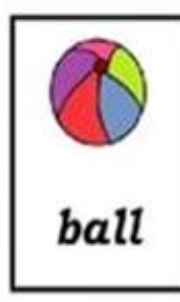

ACTIVITY: 4

(Take out print out and complete the worksheet)



Naming words - Nouns

See the pictures and write down the naming words in the correct box.



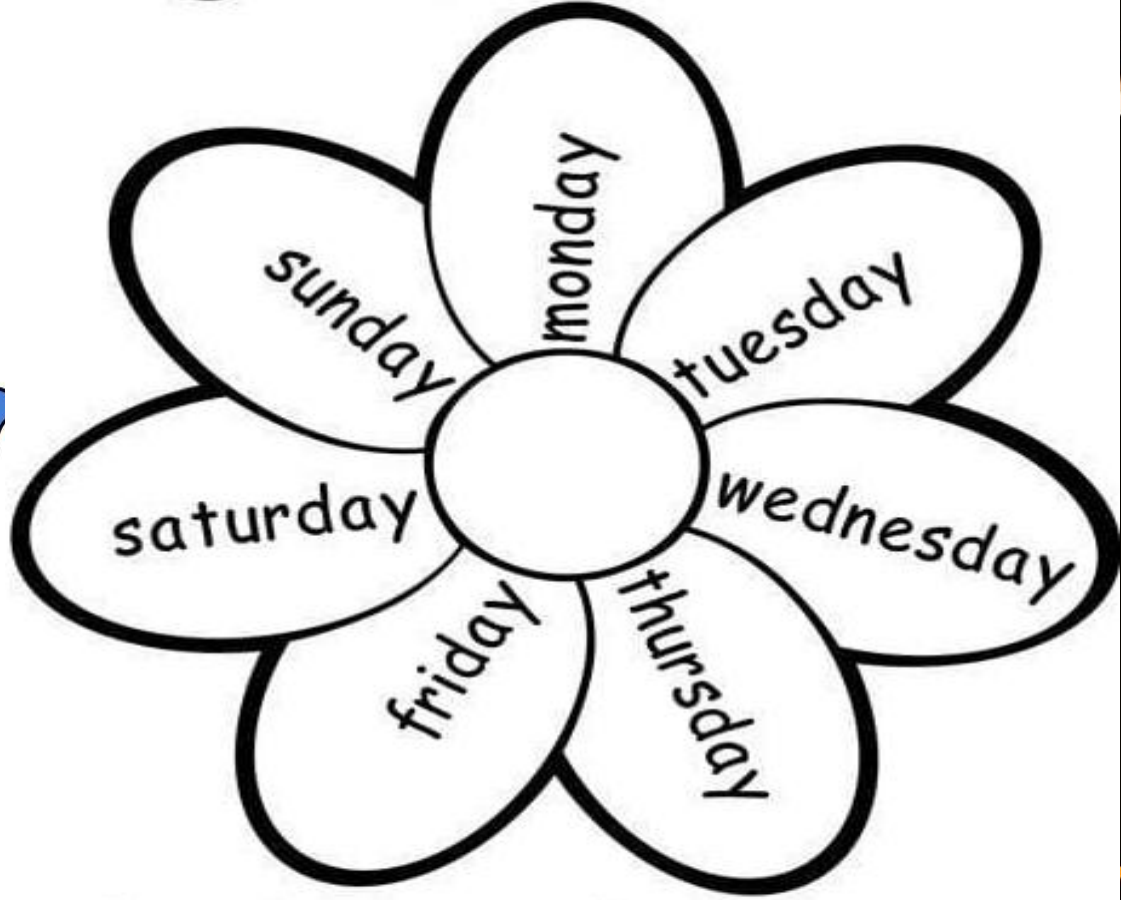
Name of animals	Name of things	Name of persons	Name of places



ACTIVITY: 5

(Take out print out and complete the worksheet)

days of the week



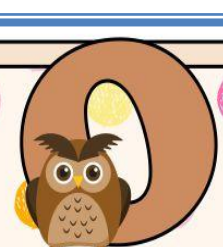


sunday red
monday yellow
tuesday pink
wednesday green

thursday orange
friday blue
saturday purple

--- English with Adam ---

LEARNING OUTCOMES

Students will enhance their reading, writing and speaking skills.





पाठ-पठन

चार वर्णों वाले शब्द पढ़िए (पृष्ठ संख्या - 17)

लिखित

तीन वर्णों वाले शब्द अभ्यास पुस्तिका में
लिखिए (पृष्ठ संख्या - 16)



ACTIVITY: 1

(Take out print out and complete the worksheet)



ग र



क ल



ल म



भ न



ट न



म क



म र



ह र

ACTIVITY: 2

(Take out print out and complete the worksheet)

शब्द पहेली पूरी कीजिए:

1.



2.



3.



4.



1.

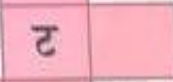


4


3.




5.



6.



8.



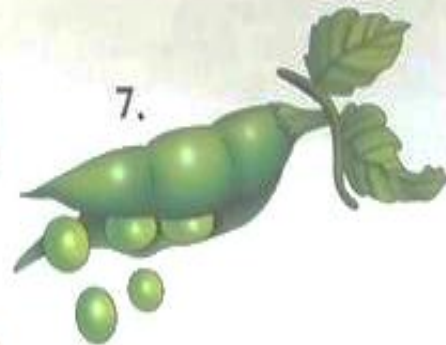
5.



6.



7.




8.



ACTIVITY: 3

(Take out print out and complete the worksheet)

गुब्बारों में रंगों के नाम के अनुसार रंग भरो।



ACTIVITY: 4

SUBJECT ENRICHMENT TASK
(Take out print out and complete the worksheet)

11

फल जल चल भर मत
बस रख इधर मगर नहर

कमल चख । रमन नल पर
भर । बहन पथ पर सरपट मत ।
पनघट पर जल । अमन आलस
 कर । अक्षर समझ कर पढ़ । चमन
ठहर दमकल आ गई । चखचख मत
कर । सरल जप कर । सरपट पर
चढ़ । नटखट नमन कलम उधर ।
तखत पर थरमस रख कर आ ।
अगर मत कर । पर चल ।

LEARNING OUTCOMES


छात्र अपने पढ़ने, लिखने और बोलने के कौशल को बढ़ाएंगे।



ACTIVITY: 1

(Take out print out and complete the worksheet)

Complete the puzzle -







ACTIVITY: 2

SUBJECT ENRICHMENT TASK

(Take out print out and complete the worksheet)

Study the picture graph. Use the information from the graph to answer the questions below.

Fruits in Grandma's Basket

Orange	
Strawberry	
Apple	
Pear	

1. How many of each?

Orange

Apple

Strawberry

Pear

2. Are there more apples or pears?

3. Which fruit counts to 8?

4. What is the total number of fruits in the basket?

Write tables 2-10 in your Mathematics notebook

ACTIVITY: 3

Fun with Shapes

Use craft paper to learn shapes and make the below given animal craft. Stick in A4 size paper -

SHAPE ANIMAL

Crafts



ACTIVITY: 4

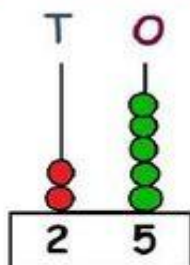
(Take out print out and complete the worksheet)
(Subject Enrichment Task)

Name: _____ Date: _____

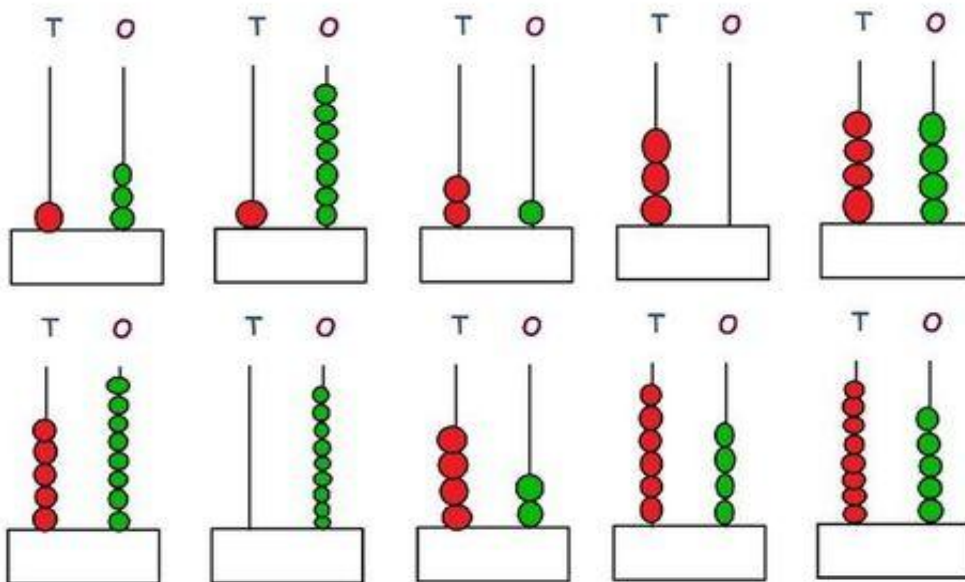
Abacus worksheet

Count the beads and write the place value.

O - ones place T - tens place



$$25 = 2 \text{ tens} + 5 \text{ ones} \\ = 20 + 5$$



kamilaa1985@gmail.com

LEARNING OUTCOMES

Students will develop their analytical and problem solving skills.



ACTIVITY: 1

(Take out print out and complete the worksheet)

Self - Perception

1. My name is -
2. My father's name is -
3. My mother's name is -
4. My brother's/sister's name is -
5. My father's/mother's mother is my -
6. My father's/mother's father is my -
7. My father's/mother's grandmother is my -
8. My father's/mother's grandfather is my -
9. My father's/mother's brother is my -
10. My father's/mother's brother is my -

EVS ACTIVITY: 2

Subject Enrichment Task

Make the model according to your roll no.

I A	
Roll No.	Working model/Chart paper
1 to 5	Types of Plants chart
6 to 10	Mini Zoo model
11 to 15	Source of water chart
16 to 20	Healthy fruit Basket model
21 to 27	Traffic signal model

I B	
Roll No.	Working model/Chart paper
1 to 5	Our helpers model
6 to 10	Places of worship model
11 to 15	Means of transport model
16 to 20	Types of houses model(Any one house)
21 to 26	Sense organ models

NOTE :

Prepare at least 5 lines on your model. All the models will be displayed in the month of June in Science Exhibition.

EVS ACTIVITY: 3

Take out print out and complete the worksheet

Colour the picture & fill the table -



Hello! I'm Candy. I'm twelve years old. This is my family. My father, John is forty years old. Jessica is my mother. She is beautiful. She is thirty five. Sam is my grandfather and Marry is my grandmother. They are sixty five years old. Tina is my sister, she is seven years old, and Bob is a baby, he is six months. I love my family.

a. Complete the chart with the correct information.

Name	Family member	Ages
John	Father	Forty years

b. What kind of family do I live in? _____.

EVS ACTIVITY: 4

Take out print out and complete the worksheet

Separate the body parts into single and pairs –



❖ Some parts of our body are in pairs while some are single. Separate them into single and pairs. Write in the boxes given below:

eyes	hands	neck	legs
tongue	chin	mouth	cheeks
nose	lips	ears	feet

Single	Pairs

Skill: Analysing parts of the body.




LEARNING OUTCOMES

Students will develop scientific aptitude, logical and rational thinking.

PUZZLE SOLVING

Take out print out and complete the worksheet

Help Me Get My Banana Please





DRAWING

**Complete page no.
8-11 in your drawing
book nicely.**



Make a thank you card for your parents to thank them.



“Nobody on Earth can love you more than your parents.”

Write a note for your parents –

Dear Papa & Mamma,

Thank you for your love.

I love you



pixtastock.com - 42304364